




ACTIVITY REPORT

NOVEMBER 2019

Merry Christmas & Happy New Year

About us



National Cooperative Dairy Federation of India Limited (NCDFI), established in 1970, is an apex body of dairy/oil cooperatives. Its members include federal dairy cooperatives of states / union territories and National Dairy Development Board (NDDB) as its institutional member.

The primary objective of NCDFI is to facilitate the working of dairy cooperatives through coordination, networking and advocacy.

Major activities of the NCDFI are: Coordination of milk and milk product supplies to Defence Services; Providing Online Marketplace for Dairy Industry; and working for genetic improvement of cattle.

Total business transacted by the NCDFI during 2018-19 was ₹ 2,177 crores.

Adoption of technology and its application to ensure better returns to dairy cooperatives and in turn to milk producers has been the primary focus of NCDFI. One such initiative is NCDFI eMarket which was launched on June 10, 2015.

The commodities being traded on NCDFI eMarket platform are Dairy Products, Cattle Feed Ingredients, Edible Oils, Fodder Seeds, Packaging Materials, Sugar, Chemicals, Scrap, etc. apart from Transport Services. This platform ensures transparent, fair, economic and faster dealings for all the members.



NCDFI eMarket Offices

Andhra Pradesh

Guntur
Vijayawada
Visakhapatnam

Bihar

Patna

Delhi

New Delhi

Gujarat

Ahmedabad
Anand

Haryana

Chandigarh

Jharkhand

Ranchi

Karnataka

Bengaluru
Mysore
Shimoga

Kerala

Cochin
Trivendrum

Madhya Pradesh

Bhopal
Indore

Maharashtra

Mumbai
Nagpur
Pune

Tamil Nadu

Chennai
Coimbatore
Erode

Odisha

Bhubaneswar
Nabarangpur

Punjab

Chandigarh
Ludhiana

Rajasthan

Jaipur
Jodhpur

Telangana

Hyderabad

Uttar Pradesh

Lucknow

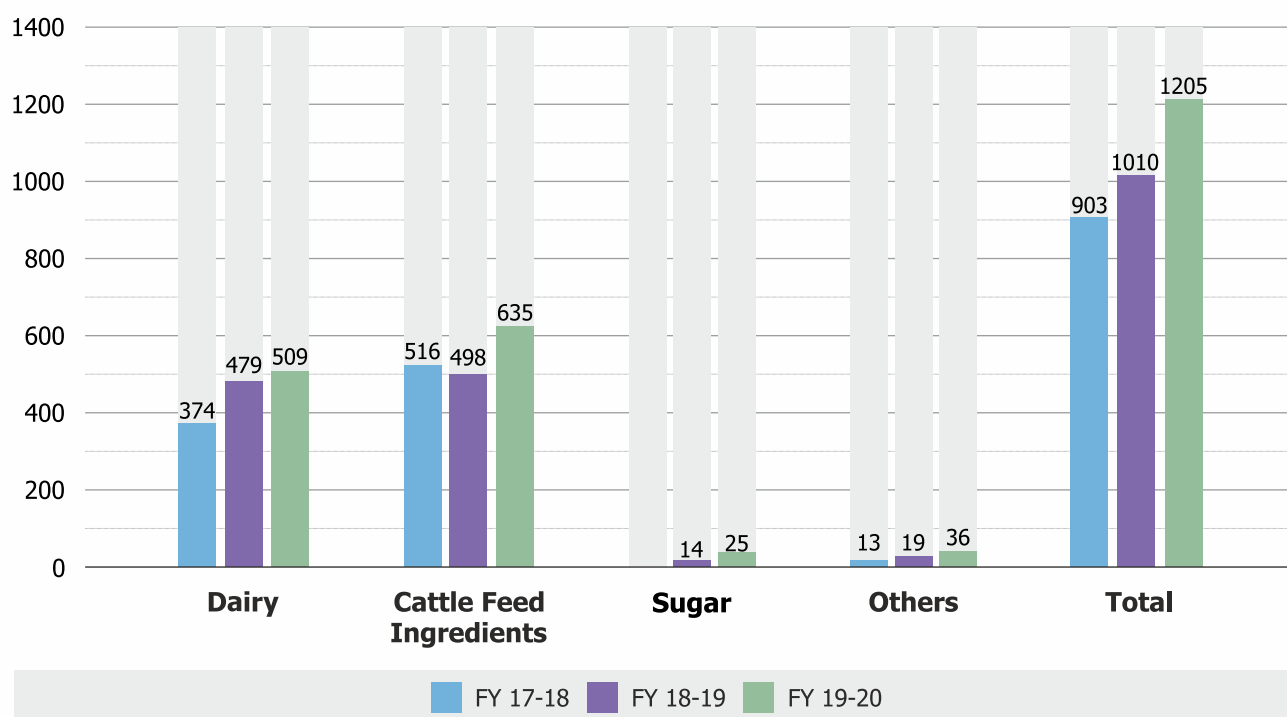
West Bengal

Kolkata
Siliguri

At a Glance

Commodity	Number of Auctions		Quantity		Unit
	Concluded	Awaited	Concluded	Awaited	
Dairy					
Forward Auctions	13		365		MT
Auction Sale	35		2,190		MT
Auction Sale (Milk)	49		266		Lakh Ltrs
Reverse Auctions	5		1,000		MT
Packaging					
Group Auctions		1		60,000	Kgs
	5		51,69,000		Nos
Reverse Auctions	5		4,23,000		Nos
Cattle Feed Ingredient					
Reverse Auctions	66	66	63,982	35,846	MT
Chemicals					
Reverse Auctions	4		1,53,000		Kgs
Sugar					
Reverse Auctions	11		547		MT
Scrap					
Forward Auctions	6	14	23,700	8,54,620	Kgs
	4	1	424	10	MT
	1	5	30,000	54,890	Nos

Transacted Business (₹ in Crore)



Product List

Dairy



Bulk Milk	SMP
Butter	Sweep Powder
Cheese	Whey Powder
ETP Wet Solid	WMP
Ghee	

Cattle Feed Ingredients

Bajra	Gur	Rice Bran/Polish
Barley	Gypsum	Sal Seed
Bentonite Powder	Horse Gram	Salt
Calcite Powder	Inorganic Minerals	Sesame Meal
Calcium Carbonate	Jowar	Shea
Calcium Powder	Kemin Maxim Dry	Soya Bean Meal
Chromium	Koran Bran	Sun Flower Meal
Cobalt Sulphate	Lacto Vanilla	Sweetener
Coconut Meal	Magnesium Oxide	Tapioca
Coffee Husk Powder	Maize	Trace Minerals
Copper Sulphate	Manganese Sulphate	Tur
Cotton Seed Meal	Mineral Mixtures	Urea
Dicalcium Phosphate	Mustard Meal	Wheat
Gram	Palm Kernel Cake	Yeast
Groundnut Meal	Potassium Iodide	Zinc Sulphate
Guar Korma Meal	Ragi	Sodium Thio Sulphate dried / Monohydrates (Anhydrous)
	Rice	

Sugar

G-60	M-30	S-30
G-100	M-31	S-31
Pharma Grade		



Edible Oils

Coconut Oil	Palmolein Oil
Crude Palm Kernel Oil	Rice Bran Oil
Crude Palmolein Oil	Sunflower Oil
Gingelly Oil	Super Olein Oil
Groundnut Oil	



Packaging Materials

Aluminium Foils	Butter Sheet	P.P. Strap Rolls
Bags	Caps	Pallets
BOPP Bags	Carry Bags	Paper Reams
Bottles	Clips	Paper Rolls
Box Strapping Rolls	Corrugated Boxes	Poly Film
Boxes	Covers	Sacks
Buckets	Crates	Sleeves
	Crown Corks	Stickers
	Glasses & Cups	Stitching Thread
	Jars	Tape Rolls
	Labels	Tins
	New Laminate (Thermoformed Pack)	Tissue Papers
	Mulching Sheet	



Fodder Seeds

Sorghum


Sorghum Hybrid Forage (SSG-898)
 SSG Multi-Cut Sorghum
 CSH 24MF Multi-Cut Sorghum

South African Tall Maize

Cowpea (UPC-8705)



Chemicals




Alginate Powder	Methonine
Anhydrous Ammonia Gas (Liquid)	Nitric Acid
Bleaching Powder	Nuvan
Caustic Soda	Soap Oil
Idophor	Washing Soda
Lysine	

Others

Badam Essence (Maharaja)	LysiGEM	Vitamins
Biomass Briquettes	Metapiral	
Butter Milk Blend- VD (Spice Flavour)	N. B. Sac	
Copper Glycinate	Palm Sludge Powder	
Curd Cultures Danisco (FO1 and FO2)	Rice Husk	

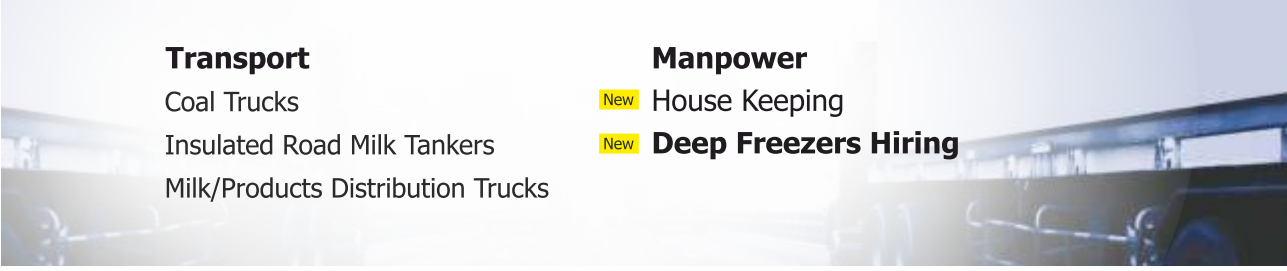
Scrap



Corrugated Boxes	Spools
Metal Steel & Cast Iron	Used Bags
Plastic Scrap	Wooden Scrap
Polyfilm	
Printed Milk Film Rolls	

Services

Transport



- Coal Trucks
- Insulated Road Milk Tankers
- Milk/Products Distribution Trucks

Manpower

- New** House Keeping
- New** **Deep Freezers Hiring**

Transacted Volumes

Product	2019-20*	2018-19
Dairy	Quantity (MT)	
SMP	12,397	23,382
Butter	3,269	5,550
WMP	365	195
Cheese	250	
Whey Powder	116	
Ghee	25	15
Bulk Milk	Quantity (Ltr)	
Raw Chilled Milk	2,16,60,000	
Separated Skimmed Milk	97,90,000	
Cattle Feed Ingredients	Quantity (MT)	
Rice Bran/Polish	1,70,238	1,54,027
Maize	80,405	90,889
Wheat	11,880	220
Mustard Meal	11,180	25,260
Cotton Seed Meal	7,720	10,190
Coconut Meal	6,775	3,030
Gypsum	5,200	
Calcite Powder	4,400	2,097
Di Calcium Phosphate	3,557	1,600
Bajra	2,400	
Tur	2,400	
Rice	2,230	1,750
Salt	1,982	950
Urea	1,912	426
Shea	1,320	1,080
Sun Flower Meal	1,100	1,740
Soya Bean Meal	890	1,370
Sugar	6,839	3,974

* Upto November 30, 2019

Dairy

Concluded Trades

Brand	Quantity Sold (MT) (November 2019)					
	SMP	Butter	WMP	Whey Powder	Cheese	Ghee
	1,937					25
	530			60	100	
	200	100	200			
	218					
	100	25				
		60				

Bulk Milk

Concluded Trades

Dairy	28-Nov-19		12-Nov-19		04-Nov-19	
	Qty (in Thousand Ltrs)	Ex-Plant Rate (Rs./Kg.TS)	Qty (in Thousand Ltrs)	Ex-Plant Rate (Rs./Kg.TS)	Qty (in Thousand Ltrs)	Ex-Plant Rate (Rs./Kg.TS)
Raw Chilled Milk						
Dharmapuri	450	291	450	276	210	268
Dindigul	675	300	675	279	210	268
Erode	675	297	975	281		
Karur	225	302				
Krishnagiri	450	296	675	275		
Namakkal	225	303	450	279		
Salem	225	293	675	275	210	269
Sanur	360	287	450	275	105	268
Theni	675	303				
Tiruchirappalli			225	281		
Tiruppur	1,350	295	900	281	315	268
Tiruvannamalai	1,350	296	1,575	273	315	268
Vellore	450	307	675	275		
Villupuram	450	293	450	276	210	268
Separated Skimmed Milk						
Coimbatore	225	287				
Erode	450	278	225	238		
Krishnagiri	225	287	225	231		
Madurai			675	237		
Salem	1,125	271	1,350	236	490	225
Tiruchirappalli	1,125	285	1,125	236	525	225
Tiruchirappalli#			450	240		
Tirunelveli			225	237		
Tiruppur	675	280				
Vellore	225	287				

#Delivered from Erode

Seller



**Tamilnadu Co-operative Milk Producers'
Federation Limited (TCMPF)**

Cattle Feed Ingredients

Concluded Trades

Details of Trades

State	Place	Qty (MT)	FOR Rate (₹/Kg)	Trade date	
Maize					
Gujarat	Bidaj	40	18.49	15-Nov-19	
Karnataka	Dharwad	10,250	17.56	13-Nov-19	
	Gubbi	8,000	18.19		
	Hassan		3,000	19.44	07-Nov-19
			11,500	18.36	13-Nov-19
	Rajanukunte	2,500	19.42	07-Nov-19	
	Shikaripura		5,500	18.09	13-Nov-19
			6,750	17.44	
Tamil Nadu	Erode	450	20.99	05-Nov-19	
		300	18.93	14-Nov-19	
	Erode**	200	20.47	18-Nov-19	
	Erode	500	*22.50	29-Nov-19	
Uttar Pradesh	Raebareli	30	20.50	26-Nov-19	
Maize Gluten Feed					
Karnataka	Dharwad	200	*19.63	26-Nov-19	
	Gubbi	200	*19.09		
	Hassan	700	*20.35		
	Shikaripura	500	*19.09		
De Oiled Rice Bran					
Andhra Pradesh	Anakapalli	350	18.49	25-Nov-19	
Bihar	Patna	500	*16.65	22-Nov-19	
Gujarat	Navsari	500	17.78	04-Nov-19	
Himachal Pradesh	Bhor	200	14.85	22-Nov-19	
Karnataka	Dharwad	1,000	16.45	06-Nov-19	
		1,750	*14.95	26-Nov-19	
	Gubbi	1,000	*15.50	26-Nov-19	
	Hassan	1,250	17.82	06-Nov-19	
		1,500	*15.61	26-Nov-19	
	Rajanukunte	1,250	18.30	06-Nov-19	
		1,250	*15.58	26-Nov-19	
		Shikaripura	2,500	16.20	06-Nov-19
	2,500		*15.50	26-Nov-19	

* Decision of buyer awaited **Different Specification

Cattle Feed Ingredients

Concluded Trades

Details of Trades				
State	Place	Qty (MT)	FOR Rate (₹/Kg)	Trade date
De Oiled Rice Bran				
Kerala	Malampuzha	800	*19.75	29-Nov-19
		1,000	20.09	08-Nov-19
Tamil Nadu	Erode**	1,500	19.96	26-Nov-19
		500	19.96	
	Erode	600	*19.00	29-Nov-19
Rice Polish				
Andhra Pradesh	Anakapalli	50	24.28	25-Nov-19
	Dharwad	700	*19.90	26-Nov-19
	Gubbi	250	23.23	06-Nov-19
		250	*19.95	26-Nov-19
Karnataka	Hassan	675	23.70	06-Nov-19
		375	*20.75	26-Nov-19
	Rajanukunte	375	23.68	06-Nov-19
		375	*20.40	
	Shikaripura	425	*21.00	26-Nov-19
		425	*20.90	
	Kallemkara	250	29.00	14-Nov-19
		200	*29.90	29-Nov-19
Kerala	Karunagapally	100	28.60	14-Nov-19
		100	29.80	25-Nov-19
	Kozhikode	100	30.00	
		100	29.50	14-Nov-19
Tamil Nadu	Erode**	100	31.00	18-Nov-19
		200	28.80	26-Nov-19
	Erode	150	*32.00	29-Nov-19
De-Oiled Rapeseed Extraction				
Tamil Nadu	Erode**	100	26.20	04-Nov-19
		100	26.95	08-Nov-19
Rapeseed Extraction				
Kerala	Malampuzha	100	*24.60	29-Nov-19
Tamil Nadu	Erode	100	*24.63	

* Decision of buyer awaited **Different Specification

Cattle Feed Ingredients

Concluded Trades

Details of Trades

State	Place	Qty (MT)	FOR Rate (₹/Kg)	Trade date	
Rapeseed Doc					
Andhra Pradesh	Anakapalli	60	23.88	25-Nov-19	
	Dharwad	800	*22.99	26-Nov-19	
	Gubbi	200	*23.95		
Karnataka	Hassan	500	24.10	11-Nov-19	
		2,400	*23.90		
	Rajanukunte	500	*23.95	26-Nov-19	
	Shikaripura	2,000	*25.00		
Calcite Powder					
Andhra Pradesh	Anakapalli	25	04.95	25-Nov-19	
Bihar	Muzzafarpur	45	03.87	05-Nov-19	
	Patna	40	*03.97	22-Nov-19	
Jharkhand	Ranchi	80	03.70	14-Nov-19	
Karnataka	Dharwad	330	*02.89		
		Gubbi	100	*03.13	
		Hassan	350	*03.35	26-Nov-19
	Rajanukunte	200	*03.10		
	Shikaripura	135	*03.20		
Wheat Bran					
Jharkhand	Ranchi	30	22.00	14-Nov-19	
Cobalt Sulphate					
Tamil Nadu	Erode**	0.2	937.00	05-Nov-19	
Coconut Extraction					
Tamil Nadu	Erode	250	22.50	05-Nov-19	
De-Corticated De-Oiled Cotton Seed Extractions					
Tamil Nadu	Erode**	300	29.40	04-Nov-19	
	Erode	150	33.00	18-Nov-19	
	Erode**	250	29.00	26-Nov-19	
De Oiled Cottonseed Extraction					
Kerala	Kallemunkara	200	24.49	25-Nov-19	
	Karunagapally	150	24.49		
Cottonseed Extraction					
Tamil Nadu	Erode	200	*29.00	29-Nov-19	

* Decision of buyer awaited **Different Specification

Cattle Feed Ingredients

Concluded Trades

Details of Trades				
State	Place	Qty (MT)	FOR Rate (₹/Kg)	Trade date
Coconut Doc				
Karnataka	Dharwad	550	*21.26	26-Nov-19
	Gubbi	800	*20.86	
	Rajanukunte	1,000	*20.76	
	Shikaripura	1,250	*21.15	
Cottonseeds Doc				
Karnataka	Dharwad	1,500	*22.55	26-Nov-19
	Gubbi	500	*22.65	
	Hassan	1,000	*22.90	
	Rajanukunte	500	*22.69	
	Shikaripura	500	*22.70	
Di-Calcium Phosphate				
Karnataka	Dharwad	180	*34.50	26-Nov-19
	Hassan	100	*34.75	
	Rajanukunte	100	*32.99	
Kerala	Malampuzha	25	35.00	07-Nov-19
Tamil Nadu	Erode**	300	36.00	05-Nov-19
Groundnut Extractions				
Tamil Nadu	Erode**	100	38.00	04-Nov-19
Technical Grade Urea				
Kerala	Kallemthumkara	80	21.95	14-Nov-19
	Karunagapally	20	21.05	
	Kozhikode	20	21.40	
	Pattanakad	50	23.90	
Tamil Nadu	Erode**	150	23.69	08-Nov-19
Zinc Sulphate				
Tamil Nadu	Erode**	10	84.19	05-Nov-19
Soya Doc				
Tamil Nadu	Erode	20	39.99	14-Nov-19
De Oiled Sun Flower Cake				
Karnataka	Hassan	650	*21.00	26-Nov-19
Chelated Mineral Mixtures				
Uttar Pradesh	Raebareli	01	72.00	26-Nov-19

* Decision of buyer awaited **Different Specification

Cattle Feed Ingredients

Concluded Trades

Details of Trades

State	Place	Qty (MT)	FOR Rate (₹/Kg)	Trade date
Non – Chelated Mineral Mixtures				
Uttar Pradesh	Raebareli	01	45.00	26-Nov-19
Mineral Mixture				
Kerala	Pattanakad	21	*52.00	27-Nov-19
Common Salt				
Andhra Pradesh	Amadalavalasa	40	02.47	25-Nov-19
	Anakapali	35	02.19	
Karnataka	Dharwad	180	*03.14	26-Nov-19
	Gubbi	100	*02.99	
	Hassan	350	*02.99	
	Rajanukunte	150	*02.90	
	Shikaripura	210	*03.09	
Shea Doc				
Andhra Pradesh	Anakapali	70	15.80	25-Nov-19
	Dharwad	150	*15.65	
Karnataka	Hassan	250	*15.85	26-Nov-19
	Shikaripura	300	*15.85	
Soyabean Meal				
Kerala	Kallemkara	50	41.50	25-Nov-19
	Karunagapally	25	41.98	
	Kozhikode	25	41.79	
Coffee Husk Powder				
Karnataka	Rajanukunte	250	*10.00	26-Nov-19
Palm Kernel Cake				
Karnataka	Dharwad	200	*17.80	26-Nov-19
	Gubbi	300	*18.00	
	Shikaripura	400	*19.30	
Wheat				
Karnataka	Dharwad	500	*26.50	26-Nov-19
	Gubbi	500	*27.00	
	Hassan	500	*27.89	
	Shikaripura	500	*26.80	

* Decision of buyer awaited **Different Specification

Packaging Materials

Concluded Trades

Details of Trades					
State	Place	Qty	Unit	FOR Rate (₹/Unit)	Trade Date
Butter Cartons (20kg)					
Telangana	Hyderabad	75,000	Nos	10.35	05-Nov-19
Butter Milk Cartons (Normal & Premium)-8X200 ml					
Telangana	Hyderabad	22,000	Nos	05.00	05-Nov-19
Cooking Butter Cartons-30X500 gms					
Telangana	Hyderabad	6,000	Nos	28.22	05-Nov-19
Curd/Basundi Cup Cartons-16X100 ml					
Telangana	Hyderabad	35,000	Nos	05.00	05-Nov-19
Doodhpeda Cartons-20X500 gms					
Telangana	Hyderabad	2,500	Nos	16.00	05-Nov-19
Doodhpeda Cartons-40X200 gms					
Telangana	Hyderabad	6,500	Nos	15.25	05-Nov-19
Doodhpeda Duplex Board Boxes (Normal & Elaichi) -200 gms					
Telangana	Hyderabad	5,16,000	Nos	05.00	05-Nov-19
Doodhpeda Duplex Board Boxes (Normal & Elaichi) -500 gms					
Telangana	Hyderabad	84,000	Nos	05.00	05-Nov-19
Ghee Polypack Cartons-12X1000ml					
Telangana	Hyderabad	2,00,000	Nos	17.00	05-Nov-19
Ghee Polypack Cartons-24X500ml					
Telangana	Hyderabad	90,000	Nos	24.66	05-Nov-19
Ghee Polypack Cartons-60X200ml					
Telangana	Hyderabad	3,000	Nos	29.20	05-Nov-19
Ghee Tin Cartons-12X1000ml					
Telangana	Hyderabad	5,000	Nos	26.17	05-Nov-19
Ghee Tin Cartons-24X500ml					
Telangana	Hyderabad	3,500	Nos	22.28	05-Nov-19
Ghee Tin Cartons-4X5ltr					
Telangana	Hyderabad	3,000	Nos	30.74	05-Nov-19
Lassi Cartons-8X200 ml					
Telangana	Hyderabad	1,10,000	Nos	05.25	05-Nov-19
Paneer Cartons					
Telangana	Hyderabad	5,000	Nos	24.50	05-Nov-19

Packaging Materials

Concluded Trades

Details of Trades					
State	Place	Qty	Unit	FOR Rate (₹/Unit)	Trade Date
Pet Jar Cartons-12X1 Litre					
Telangana	Hyderabad	500	Nos	57.22	05-Nov-19
Pet Jar Cartons-24X500 ml					
Telangana	Hyderabad	500	Nos	51.21	05-Nov-19
Pet Jar Cartons-60X200 ml					
Telangana	Hyderabad	500	Nos	53.63	05-Nov-19
SFM Cartons-25X200ml					
Telangana	Hyderabad	50,000	Nos	08.75	05-Nov-19
Suprabhatam & Style Cartons-30X 200 ml					
Telangana	Hyderabad	10,05,000	Nos	11.00	05-Nov-19
Table Butter Cartons-160X100 gms					
Telangana	Hyderabad	1,000	Nos	25.20	05-Nov-19
Table Butter Cartons-30X500 gms					
Telangana	Hyderabad	5,000	Nos	28.22	05-Nov-19
Ghee Tins (500 ml)					
Telangana	Hyderabad	85,000	Nos	15.50	06-Nov-19
Ghee Tins (1 Ltr)					
Telangana	Hyderabad	70,000	Nos	23.00	06-Nov-19
Ghee Tins (5 Ltr)					
Telangana	Hyderabad	13,000	Nos	72.00	06-Nov-19
BOPP Colour Bags (50 Kg Capacity)					
Tamil Nadu, Trichy, Vellore & Madurai		2,40,000	Nos	20.42	15-Nov-19
Lassi Glass (200ml)					
Chhattisgarh	Urla Durg	7,00,000	Nos	02.34	15-Nov-19
Plain Curd Cups (100gms)					
Chhattisgarh	Urla Durg	7,00,000	Nos	01.98	15-Nov-19
Rabdi Cup (80gms)					
Chhattisgarh	Urla Durg	2,00,000	Nos	01.77	15-Nov-19
Shrikhand Cups (100gms)					
Chhattisgarh	Urla Durg	5,00,000	Nos	02.00	15-Nov-19
Sweet Curd Cups (100gms)					
Chhattisgarh	Urla Durg	5,00,000	Nos	02.00	15-Nov-19

Note: * Decision of Buyer Awaited

Packaging Materials

Concluded Trades

Details of Trades						
State	Place	Qty	Unit	FOR Rate (₹/Unit)	Trade Date	
Milk Pouch Crates						
Telangana	Hyderabad	15,000	Nos	210.00	13-Nov-19	
Paneer Laminate (Bottom Film)						
Uttar Pradesh	Etawah	20,000		*334.50		
	Ghaziabad	16,000	Kgs	*334.50	15-Nov-19	
Andhra Pradesh	Tirupati Balaji	4,000		*334.50		
Paneer Laminate (Top Film)						
Uttar Pradesh	Etawah	10,000		*334.50		
	Ghaziabad	8,000	Kgs	*334.50	15-Nov-19	
Andhra Pradesh	Tirupati Balaji	2,000		*334.50		
Pet Jar (200ml)						
Chhattisgarh	Urla Durg	20,000	Nos	07.31	16-Nov-19	
Pet Jar (500ml)						
Chhattisgarh	Urla Durg	20,000	Nos	09.08	16-Nov-19	
Multicolor Polybag (200gms)						
Chhattisgarh	Urla Durg	1,00,000	Nos	01.79	16-Nov-19	
Multicolor Polybag (1Kg)						
Chhattisgarh	Urla Durg	2,00,000	Nos	02.85	16-Nov-19	

Note: * Decision of Buyer Awaited

Scrap

Concluded Trades

Details of Trades					
State	Place	Qty	Unit	Ex-Plant Rate (₹/Unit)	Trade date
Coal Ash					
Telangana	Hyderabad	400	MT	851.00	01-Nov-19
Ghee Pouches Waste Scrap					
Telangana	Hyderabad	300	Kgs	04.10	01-Nov-19
MS Mixed Scrap					
Telangana	Hyderabad	20	MT	21,150.00	01-Nov-19
Polythene Milk Sachet Waste Scrap					
Telangana	Hyderabad	12,000	Kgs	07.00	01-Nov-19
Tetra Pack Laminated Sachet Waste					
Telangana	Hyderabad	300	Kgs	01.50	01-Nov-19
Broken Glass Pieces					
Telangana	Hyderabad	10,000	Kgs	02.00	01-Nov-19
Unused Polypack					
Tamil Nadu	Tiruchangode	1,000	Kgs	04.00	11-Nov-19
Polythene Liners Scrap					
Telangana	Hyderabad	100	Kgs	22.00	01-Nov-19
Old/Used Empty Gunny Bags					
Tamil Nadu	Erode	30,000	Nos	09.55	18-Nov-19
Old/Used Empty P P Sacks					
Tamil Nadu	Erode	10	MT	*3,800.00	28-Nov-19
Old/Used Empty P P Bags					
Gujarat	Kanjari	36,000	Kgs	*09.09	27-Nov-19
	Kapdivav	80,000		*10.00	
Old/Used Empty Gunny Bags (Chokdi-1)					
Gujarat	Kanjari	2,70,600	Kgs	*10.17	27-Nov-19
	Kapdivav	4,36,020		*11.13	
	Mogar	8,000		*11.51	
Old/Used Empty Gunny Bags (Chokdi-2)					
Gujarat	Kanjari	3,000	Kgs	*05.70	27-Nov-19
Kantan					
Gujarat	Kanjari	1,000	Kgs	*21.00	27-Nov-19
	Kapdivav	2,000		*22.36	

* Decision of seller awaited

Scrap

Concluded Trades

Details of Trades					
State	Place	Qty	Unit	Ex-Plant Rate (₹/Unit)	Trade date
Miscellaneous Bags					
Gujarat	Kanjari	2,500	Nos	*31.00	27-Nov-19
	Kapdivav	2,300		*38.00	
Small Bags					
Gujarat	Kanjari	20,000	Nos	*13.26	27-Nov-19
	Kapdivav	30,000		*14.42	
Carton					
Bihar	Barauni	3,000	Kgs	*03.50	27-Nov-19
Caustic Bag					
Bihar	Barauni	3,500	Kgs	*16.10	27-Nov-19
Iron Scrap					
Bihar	Barauni	5,000	Kgs	*16.25	27-Nov-19
Metal Seal Broken					
Bihar	Barauni	500	Kgs	*15.60	27-Nov-19
Plastic Crate Cut In Two Part					
Bihar	Barauni	3,000	Kgs	*29.00	27-Nov-19
Plastic Drum 250Ltr (Scrap)					
Bihar	Barauni	90	Nos	*590.00	27-Nov-19
Sugar HDPE Bag (Scrap)					
Bihar	Barauni	3,000	Kgs	*17.00	27-Nov-19

* Decision of seller awaited

Sugar

Concluded Trades

Details of Trades

State	Place	Qty (MT)	FOR Rate (₹/Kg)	Trade Date
G-100				
Delhi	Patparganj	30	35.44	11-Nov-19
		15	36.98	25-Nov-19
G-60				
Andhra Pradesh	Tirupati	12	39.98	07-Nov-19
Maharashtra	Vashi	20	36.70	19-Nov-19
Uttar Pradesh	Etawah	30	36.26	21-Nov-19
	Pilkhuwa	15	35.98	15-Nov-19
M-30				
West Bengal	Champadanga	10	39.25	19-Nov-19
M-31				
Bihar	Barauni	200	36.56	01-Nov-19
	Muzzafarpur	150	36.60	26-Nov-19
Chhattisgarh	Raipur	25	38.09	01-Nov-19
Haryana	Sonipat	05	38.68	29-Nov-19
S-31				
Haryana	Rohtak	40	36.29	14-Nov-19

Chemicals

Concluded Trades

Details of Trades

State	Place	Qty (Kg)	FOR Rate (₹/Kg)	Trade Date
Caustic Soda Lye				
Delhi	Patparganj	1,08,000	#13.30	08-Nov-19
Nitric Acid				
Delhi	Patparganj	15,000	#11.80	08-Nov-19
Uttar Pradesh	Pilkhuwa	15,000	#11.20	08-Nov-19
	Etawah	15,000	#11.80	27-Nov-19

Exclusive of GST

Dairy Scrap

Concluded Trades

Details of Trades

State	Place	Qty (MT)	Ex-Plant Rate (₹/Kg)	Trade Date
Sweep Powder				
Andhra Pradesh	Visakhapatnam	2	60.00	04-Nov-19
Tamil Nadu	Erode	2	111.00	25-Nov-19

Others

Concluded Trades

Details of Trades

State	Place	Qty	Unit	FOR Rate (₹/Unit)	Trade Date
Rice Husk					
Uttar Pradesh	Etawah	1,500	MT	4,199.00	14-Nov-19
Briquettes					
Gujarat	Kutch	250	MT	6,340.00	19-Nov-19

NCDFI eMARKET APP


NCDFI eMarket App enables you to be updated with customized auction information for your preferred products for the auctions conducted through NCDFI eMarket portal.



SCAN
QR CODE
FOR
eMarket
APP



Associated Brands





Service contracts floated through



Housekeeping Services

Deep Freezers Hiring

Pest Control Services

Packaging Job Work &
Manpower Services in Poly-Pack Milk Plant

Operation & Maintenance of
Boiler and Plant Maintenance Job



National Cooperative Dairy Federation of India Ltd.
NDDDB D-Lab Campus, Post Box 79, Anand 388 001
☎ +91-2692-288388 📠 288399 ✉ info@NCDFIeMarket.com
🌐 www.NCDFIeMarket.com | www.NCDFI.coop